







## MONDAY RESULTS

LADIES DIVISION 1 GROSS WINNER		STROKE	
WINNER	<b>Susan Morrissey (Stonecutters Ridge,AUS)</b>	<b>89</b>	<b>C/b</b>
	Mardi Freeman (Western Australian,AUS)	89	
MENS 35-60 DIVISION 1 GROSS WINNER		STROKE	
WINNER	<b>David Hass (Windaroo Lakes,AUS)</b>	<b>81</b>	<b>C/b</b>
	Bruce Lee Steere (Melville Glades,AUS)	81	
MENS 61+ DIVISION 1 GROSS WINNER		STROKE	
WINNER	<b>Ross Kneebone (Northland,NZ)</b>	<b>81</b>	
LADIES DIVISION 1		STABLEFORD	
WINNER	<b>Lee Mathieson (Keperra,AUS)</b>	<b>35</b>	
RUNNER UP	Angela Balayan (Orchard,PHL)	34	
LADIES DIVISION 2		STABLEFORD	
WINNER	<b>Cheryll Pitman (Northland,NZ)</b>	<b>36</b>	<b>C/b</b>
RUNNER UP	Josie Squirrell (Darwin,AUS)	36	
MENS 35-60 DIVISION 1		STABLEFORD	
WINNER	<b>Darryl Gumm (Black Mountain,THAI)</b>	<b>38</b>	
RUNNER UP	Craig Morrison (Northland,NZ)	36	
MENS 35-60 DIVISION 2		STABLEFORD	
WINNER	<b>Wayne Robertson (Muree,AUS)</b>	<b>42</b>	
RUNNER UP	Vu Le (N/A,VN)	41	
MENS 61+ DIVISION 1		STABLEFORD	
WINNER	<b>JP Cuvelier (Blue Canyon,THAI)</b>	<b>38</b>	
RUNNER UP	Kuwalkii To (The Hong Kong,HKG)	37	
MENS 61+ DIVISION 2		STABLEFORD	
WINNER	<b>Craig Roberts (Western Australian,AUS)</b>	<b>42</b>	<b>C/b</b>
RUNNER UP	Victor Danko (Manly,AUS)	42	
<b>Nearest The Pin</b>			
#2	Lynley Sowman (Nopera Bay,NZ)	LADIES	
#8	Mardi Freeman (Western Australian,AUS)	LADIES	
#12	Marilou Lehmann (Darwin,AUS)	LADIES	
#16	Caz Boorman (Pymble,AUS)	LADIES	
#2	Terry Theakstone (Newcastle,AUS)	MEN	
#8	Mike Clarkson (Manly,AUS)	MEN	
#12	Kuwalkii To (The Hong Kong,HKG)	MEN	
#16	Ross Kneebone (Northland,NZ)	MEN	






















■	12	Julie Dunn (Glen Innes,AUS)			19.4		<b>25</b>	<b>106</b>								<b>25</b>	<b>106</b>
■	13	Caz Boorman (Pymble,AUS)			18.1		<b>23</b>									<b>23</b>	

















# LADIES DIVISION 2

## LEADERBOARD

LEADERBOARD						Mon Score	Tue Score	Thur Score	Fri Score	TOTAL
Position	Name		Country	Starting Index	Adjusted Index	Stab	Stab	Stab	Stab	Stab
■	1	Cheryll Pitman (Northland,NZ)		20.0	19.2	36				36
■	1	Josie Squirrell (Darwin,AUS)		27.9	27.1	36				36
■	3	Lynley Sowman (Nopera Bay,NZ)		31.0		34				34
■	3	Helen Taylor (Rosebud,AUS)		24.3		34				34
■	5	Lois Weldon (Rosebud,AUS)		22.7		33				33
■	6	Marian Carmichael (Centenary Park,AUS)		27.2		32				32
■	7	Dianne Carlos (Gungahlin Lakes,AUS)		20.1		30				30
■	7	Da Nguyen (N/A,VN)		33.0		30				30
■	7	Sharon Smith (Pymble,AUS)		32.9		30				30

■	10	Christine Jensen (Darwin,AUS)			31.9		<b>29</b>				<b>29</b>
■	10	Suzie Malligan (Caboolture,AUS)			23.3		<b>29</b>				<b>29</b>
■	12	Deb Bell (Kalbarri,AUS)			30.0		<b>24</b>				<b>24</b>
■	12	Jane Shiels (Thirsk & Northallerton,UK)			23.0		<b>24</b>				<b>24</b>
■	14	Wendy Dawson (Katanning,AUS)			21.5		<b>22</b>				<b>22</b>












▼	12	Anthony Farrelly (Waterford Valley,AUS)			10.4		27								27	
▼	12	Andrew Rowley-Bates (Black Mtn,AUS)			10.1		27								27	
▼	14	Chris Bell (The Sands,AUS)			10.5		25	97							25	97
▼	14	Sam Bell (NZ Golf,NZ)			9.9		25	95							25	95
▼	14	Ajit Tete (BSF,IND)			12.0		25	89							25	89
▼	17	Ross Lee (Rosebud,AUS)			5.3		22	93							22	93
▼	18	Neil Thacker (Waipu,NZ)			11.6		21	100							21	100























# MENS 35-60 DIVISION 2

## LEADERBOARD

LEADERBOARD						Mon Score	Tue Score	Thur Score	Fri Score	TOTAL
Position	Name		Country	Starting Index	Adjusted Index	Stab	Stab	Stab	Stab	Stab
■	1	Wayne Robertson (Muree,AUS)		17.2	14.8	42				42
■	2	Vu Le (N/A,VN)		34.0	31.2	41				41
■	3	Trev Baird (El Cabello,AUS)		19.9	18.1	40				40
■	4	Wookie Wilkinson (Hartfield,AUS)		15.8	14.6	38				38
■	5	Peter Tan (NSRCC,SGP)		16.9	16.0	37				37
■	6	Mike Clarkson (Manly,AUS)		14.9		34				34
■	6	Mike Kendall (Sanctuary Cove,AUS)		17.8		34				34
■	6	Peter Nelson (West Aviat,AUS)		12.9		34				34
■	9	Dave Boorman (Pymble,AUS)		13.1		33				33









































■	9	Brett Mathieson (Keperra,AUS)			16.6		<b>33</b>				<b>33</b>
■	11	Joe Pitman (Northland,NZ)			18.0		<b>32</b>				<b>32</b>
■	12	Penno Pengilly (Lake Kununurra,AUS)			12.7		<b>31</b>				<b>31</b>
■	13	Craig Smith (Pymble,AUS)			12.8		<b>27</b>				<b>27</b>
■	13	Paul Sullivan (Northland,NZ)			13.0		<b>27</b>				<b>27</b>
■	13	John Thompson (The Sands,AUS)			14.9		<b>27</b>				<b>27</b>
■	16	Maddy Nambiar (NSRCC,SGP)			16.3		<b>23</b>				<b>23</b>
■	17	Elvis Balayan (Orchard,PHL)			18.0		<b>21</b>				<b>21</b>
■	17	Greg Pitman (Northland,NZ)			15.0		<b>21</b>				<b>21</b>
■	19	Stephen Whitehead (Northland,NZ)			18.0		<b>19</b>				<b>19</b>







■	12	Arcot Arvind (Karnataka GA,IND)			21.0		<b>32</b>										<b>32</b>	
■	13	Terry Mischefski (Waihi,NZ)			16.0		<b>31</b>										<b>31</b>	
■	13	Vic Romano III (The Orchard,PHL)			20.0		<b>31</b>										<b>31</b>	
■	13	Ajit Singh (Cumberland,AUS)			21.5		<b>31</b>										<b>31</b>	
■	16	Glenn Carlos (Gungahlin Lakes,AUS)			23.6		<b>30</b>										<b>30</b>	
■	16	Graeme Smith (Grafton,AUS)			18.4		<b>30</b>										<b>30</b>	
■	18	Peter Dunn (Glen Innes,AUS)			16.9		<b>28</b>										<b>28</b>	
■	18	Joseph Kallivayalil (Cial,IND)			20.6		<b>28</b>										<b>28</b>	
■	18	Greg Thorpe (The Grange,AUS)			19.2		<b>28</b>										<b>28</b>	
■	21	Ron Brown (Rosebud,AUS)			21.0		<b>27</b>										<b>27</b>	
■	21	Wally Davey (Forster Tuncurry,AUS)			18.8		<b>27</b>										<b>27</b>	
■	21	Dennis Lanigan (Ranfurlie,AUS)			19.1		<b>27</b>										<b>27</b>	
■	24	Ray Rendell (Capel,AUS)			17.3		<b>26</b>										<b>26</b>	
■	25	Lindsay Brown (Rowes Bay,AUS)			17.3		<b>25</b>										<b>25</b>	
■	25	Storm Hooker (Wanderers,UK)			17.9		<b>25</b>										<b>25</b>	

■	25	Ken Lehmann (Darwin,AUS)			16.4		<b>25</b>										<b>25</b>		
■	28	Ed Hennekam (Ranfurlie,AUS)			26.6		<b>23</b>											<b>23</b>	
■	29	David Alberton (Southern,AUS)			21.7		<b>19</b>											<b>19</b>	
■	30	Niels Erik Clausen (N/A,DNK)			36.0														



**ACCORHOTELS**  
VIETNAM WORLD MASTERS  
GOLF CHAMPIONSHIP

# COLOUR COMPETITION

Round 1	Round 2	Round 3	Round 4	TEAMS	AVERAGE POINTS
1				RED TEAM	33.17
2				PURPLE TEAM	30.70
3				BLUE TEAM	30.58
4				YELLOW TEAM	30.30
5				GREEN TEAM	29.05
6				ORANGE	28.94