



TUESDAY RESULTS

LADIES DIVISION 1 GROSS WINNER		STROKE	
WINNER	Mardi Freeman (Western Australian,AUS)	85	
MENS 35-60 DIVISION 1 GROSS WINNER		STROKE	
WINNER	David Hass (Windaroo Lakes,AUS)	74	
MENS 61+ DIVISION 1 GROSS WINNER		STROKE	
WINNER	Tony Petersen (Royal Fremantle,AUS)	75	
LADIES DIVISION 1		STABLEFORD	
WINNER	Dee Dee Ireland (Papago,USA)	33	
RUNNER UP	Margie Brown (Rosebud,AUS)	32	
GROSS	Mardi Freeman (Western Australian,AUS)x	35	#N/A
LADIES DIVISION 2		STABLEFORD	
WINNER	Da Nguyen (N/A,VN)	39	
RUNNER UP	Cheryll Pitman (Northland,NZ)	32	C/b
	Marian Carmichael (Centenary Park,AUS)	32	C/b
	Sharon Smith (Pymble,AUS)	32	F
MENS 35-60 DIVISION 1		STABLEFORD	
WINNER	Neil Brown (Stonecutters Ridge,AUS)	37	C/b
RUNNER UP	Sam Bell (NZ Golf,NZ)	37	C/b
	Kim Squirrell (Darwin,AUS)	37	
GROSS	David Hass (Windaroo Lakes,AUS)x	38	#N/A
MENS 35-60 DIVISION 2		STABLEFORD	
WINNER	Dave Boorman (Pymble,AUS)	44	
RUNNER UP	Maddy Nambiar (NSRCC,SGP)	43	C/b
	Wayne Robertson (Muree,AUS)	43	
MENS 61+ DIVISION 1		STABLEFORD	
WINNER	Chris Elliott (Hartfield,AUS)	43	
RUNNER UP	Daniel Laws (Waterford Valley,AUS)	41	
GROSS	Tony Petersen (Royal Fremantle,AUS)x	42	#N/A
MENS 61+ DIVISION 2		STABLEFORD	
WINNER	Arcot Arvind (Karnataka GA,IND)	47	
RUNNER UP	Robert Johnston (New South Wales,AUS)	44	C/b
	Alan Crawford (Gardiners Run,AUS)	44	



Nearest The Pin



#5	Lee Mathieson (Keperra,AUS) - 370cm	LADIES	Red
#8	Suzie Malligan (Caboolture,AUS) - 159cm	LADIES	Blue
#12	Sue Robertson (Muree,AUS) - 5cm	LADIES	Yellow
#14	Margie Brown (Rosebud,AUS) - 230cm	LADIES	Green
#17	Lee Mathieson (Keperra,AUS) - 850cm	LADIES	Red
#5	Ajit Tete (BSF,IND) - 175cm	MEN	Purple
#8	Bill Duthie (Anahita, MAUR) - 38cm	MEN	Blue
#12	Craig Smith (Pymble,AUS) - 183cm	MEN	Purple
#14	Neil Brown (Stonecutters Ridge,AUS) - 265cm	MEN	Yellow
#17	Eric Adams (Northland,NZ) - 656cm	MEN	Yellow



LADIES DIVISION 1

LEADERBOARD

LEADERBOARD						Mon Score		Tue Score		Thur Score		Fri Score		TOTAL		
Position		Name		Country	Starting Index	Adjusted Index	Stab	Stroke	Stab	Stroke	Stab	Stroke	Stab	Stroke	Stab	Stroke
	GROSS	Mardi Freeman (Western Australian,AUS)			12.1		33	89	35	85					68	174
	2	Lee Mathieson (Keperra,AUS)			14.1	14.0	35	90	31	92					66	182
	3	Margie Brown (Rosebud,AUS)			19.5		31	106	32	98					63	204
	4	Dee Dee Ireland (Papago,USA)			13.2		29	98	33	89					62	187
	5	Marissa Romano (Orchard,PHL)			15.9		33	96	28	97					61	193
	6	Sue Robertson (Muree,AUS)			13.0		30	96	30	92					60	188
	7	Angela Balayan (Orchard,PHL)			16.0		34	93	25	101					59	194
	8	Ella Wong (The Australian,AUS)			16.0		30		28						58	
	9	Mandy Lee (Rosebud,AUS)			12.7		27		27	95					54	
	10	Marilou Lehmann (Darwin,AUS)			18.7		29	101	23	107					52	208
	11	Caz Boorman (Pymble,AUS)			18.1		23		28						51	











■	12	Julie Dunn (Glen Innes,AUS)			19.4		25	111	25	106					50	217
👑	GROSS	Susan Morrissey (Stonecutters Ridge,AUS)			11.2		33	89							33	



LADIES DIVISION 2

LEADERBOARD












LEADERBOARD						Mon Score	Tue Score	Thur Score	Fri Score	TOTAL
Position	Name		Country	Starting Index	Adjusted Index	Stab	Stab	Stab	Stab	Stab
▲	1	Da Nguyen (N/A,VN)		33.0	30.6	30	39			69
▼	2	Cheryll Pitman (Northland,NZ)		20.0		36	32			68
▲	3	Marian Carmichael (Centenary Park,AUS)		27.2		32	32			64
▲	4	Lois Weldon (Rosebud,AUS)		22.7		33	29			62
▲	4	Sharon Smith (Pymble,AUS)		32.9		30	32			62
▼	6	Josie Squirrell (Darwin,AUS)		27.9	27.8	36	25			61
▼	7	Lynley Sowman (Nopera Bay,NZ)		31.0		34	26			60
▼	7	Helen Taylor (Rosebud,AUS)		24.3		34	26			60
■	7	Dianne Carlos (Gungahlin Lakes,AUS)		20.1		30	30			60















■	10	Christine Jensen (Darwin,AUS)			31.9		29	28			57
▲	11	Jane Shiels (Thirsk & Northallerton,UK)			23.0		24	31			55
▼	12	Suzie Malligan (Caboolture,AUS)			23.3		29	25			54
▼	13	Deb Bell (Kalbarri,AUS)			30.0		24	21			45
■	14	Wendy Dawson (Katanning,AUS)			21.5		22	19			41



MENS 35-60 DIVISION 1

LEADERBOARD










LEADERBOARD						Mon Score		Tue Score		Thur Score		Fri Score		TOTAL	
Position	Name		Country	Starting Index	Adjusted Index	Stab	Stroke	Stab	Stroke	Stab	Stroke	Stab	Stroke	Stab	Stroke
■	1	Darryl Gumm (Black Mountain,THAI)		11.0	9.6	38	84	36	83					74	167
🏆	GROSS	David Hass (Windaroo Lakes,AUS)		4.5	4.3	32	81	38	74					70	155
■	3	Belly Bell (Kalbarri,AUS)		7.2	7.0	33	87	36	82					69	169
▲	4	Kim Squirrell (Darwin,AUS)		9.5	9.4	29	91	37	81					66	172
▼	5	Craig Morrison (Northland,NZ)		6.2	6.1	36	82	29	91					65	173
▲	5	Bruce Lee Steere (Melville Glades,AUS)		4.2		32	81	33	79					65	160
▲	5	Greg Mosey (Federal,AUS)		3.2	3.1	30	83	35	76					65	159
▲	5	Damien Vumapathy (NSRCC,SGP)		11.5	11.4	30	92	35	84					65	176
▲	5	Neil Brown (Stonecutters Ridge,AUS)		10.4	10.3	28	93	37	82					65	175
▲	10	Andrew Rowley-Bates (Black Mtn,AUS)		10.1	10.0	27		36	84					63	
▲	11	Sam Bell (NZ Golf,NZ)		9.9	9.8	25	95	37	83					62	178











▼	12	Eric Adams (Northland,NZ)			9.3		28	93	33	86					61	179
▲	12	Ajit Tete (BSF,IND)			12.0	11.9	25	89	36	87					61	176
■	14	Chris Bell (The Sands,AUS)			10.5		25	97	34	88					59	185
▼	15	Anthony Farrelly (Waterford Valley,AUS)			10.4		27		29	91					56	
▲	16	Ross Lee (Rosebud,AUS)			5.3		22	93	30	84					52	177
▲	17	Neil Thacker (Waipu,NZ)			11.6		21	100	30						51	
▼	18	Andy Starr (Northland,NZ)			10.6		28	99	22	100					50	199



MENS 35-60 DIVISION 2

LEADERBOARD

LEADERBOARD						Mon Score	Tue Score	Thur Score	Fri Score	TOTAL
Position	Name		Country	Starting Index	Adjusted Index	Stab	Stab	Stab	Stab	Stab
■	1	Wayne Robertson (Muree,AUS)		17.2	11.1	42	43			85
▲	2	Trev Baird (El Cabello,AUS)		19.9	15.9	40	39			79
▼	3	Vu Le (N/A,VN)		34.0	28.0	41	37			78
▲	3	Wookie Wilkinson (Hartfield,AUS)		15.8	12.2	38	40			78
▲	5	Dave Boorman (Pymble,AUS)		13.1	11.3	33	44			77
■	6	Mike Kendall (Sanctuary Cove,AUS)		17.8	16.3	34	39			73
▼	7	Peter Nelson (West Aviat,AUS)		12.9	12.3	34	37			71
▲	7	Brett Mathieson (Keperra,AUS)		16.6	15.7	33	38			71
▲	9	Penno Pengilly (Lake Kununurra,AUS)		12.7	12.6	31	35			66

▲	9	Maddy Nambiar (NSRCC,SGP)		16.3	16.2	23	43			66
▼	11	Mike Clarkson (Manly,AUS)		14.9		34	31			65
▲	11	Paul Sullivan (Northland,NZ)		13.0	12.9	27	38			65
▼	13	Joe Pitman (Northland,NZ)		18.0		32	32			64
▼	14	Peter Tan (NSRCC,SGP)		16.9	16.8	37	26			63
▼	14	Craig Smith (Pymble,AUS)		12.8	12.7	27	36			63
▼	16	John Thompson (The Sands,AUS)		14.9		27	34			61
■	17	Greg Pitman (Northland,NZ)		15.0		21	34			55
▼	18	Elvis Balayan (Orchard,PHL)		18.0		21	30			51
■	19	Stephen Whitehead (Northland,NZ)		18.0		19	24			43



MENS 61+ DIVISION 1

LEADERBOARD








LEADERBOARD						Mon Score		Tue Score		Thur Score		Fri Score		TOTAL			
Position	Name			Country	Starting Index	Adjusted Index	Stab	Stroke	Stab	Stroke	Stab	Stroke	Stab	Stroke	Stab	Stroke	
	GROSS	Tony Petersen (Royal Fremantle,AUS)				9.0	6.6	36	83	42	75					78	158
	1	Chris Elliott (Hartfield,AUS)				14.9	11.3	35	91	43	81					78	172
	3	Daniel Laws (Waterford Valley,AUS)				15.4	12.5	35	91	41	83					76	174
	4	JP Cuvelier (Blue Canyon,THAI)				14.1	11.6	38	88	37	85					75	173
	5	Ross Kneebone (Northland,NZ)				7.1	5.9	36	81	37	78					73	159
	6	Kuwalkii To (The Hong Kong,HKG)				14.8	13.9	37	88	34	89					71	177
	6	Terry Theakstone (Newcastle,AUS)				15.5	14.6	32	94	39	87					71	181
	8	George Khouri (Southport,AUS)				11.8	11.4	33	89	37	83					70	172
	9	Darren Hornby (Castle Hill,AUS)				15.1		33	92	34						67	
	9	Brett Whitaker (Paiute,USA)				12.1		33	89	34	87					67	176
	9	Mike Thompson (Darwin,AUS)				12.1	12.0	27	109	40	81					67	190

























ACCORHOTELS
VIETNAM WORLD MASTERS
GOLF CHAMPIONSHIP

MENS 61+ DIVISION 2

LEADERBOARD

LEADERBOARD						Mon Score	Tue Score	Thur Score	Fri Score	TOT AI
Position	Name		Country	Starting Index	Adjusted Index	Stab	Stab	Stab	Stab	Stab
▲	1	Arcot Arvind (Karnataka GA,IND)		21.0	16.2	32	47			79
▲	1	Alan Crawford (Gardiners Run,AUS)		24.3	18.6	35	44			79
▲	2	Robert Johnston (New South Wales,AUS)		16.5	13.1	34	44			78
▼	3	Victor Danko (Manly,AUS)		16.1	12.9	42	35			77
▼	4	Craig Roberts (Western Australian,AUS)		29.4	26.2	42	34			76
■	5	CC Chew (Royal Pahang,MYS)		16.3	14.5	35	38			73
▲	5	John Jenkins (Katanning,AUS)		24.4	22.4	34	39			73

▼	7	Derek Shiels (Thirsk & Northallerton,UK)			18.4	17.5	38	33			71
▼	7	Ernst Huber (Orchid,SGP)			17.6	16.7	37	34			71
■	7	Michael Richardson (SGA,AUS)			22.1	20.9	34	37			71
▲	7	Graeme Smith (Grafton,AUS)			18.4	17.5	30	41			71
▲	11	Dennis Lanigan (Ranfurlie,AUS)			19.1	18.8	27	42			69
▲	12	Ajit Singh (Cumberland,AUS)			21.5		31	37			68
▲	13	Glenn Carlos (Gungahlin Lakes,AUS)			23.6	23.5	30	36			66
▼	14	Terry Mischefski (Waihi,NZ)			16.0		31	34			65
▲	14	Greg Thorpe (The Grange,AUS)			19.2	19.1	28	37			65
▼	16	Bruce Freeman (Western Australian,AUS)			16.1		33	31			64
▼	17	Geoff Stephenson (Concord,AUS)			29.8		33	30			63

▼	17	Vic Romano III (The Orchard,PHL)			20.0		31	32			63
▼	19	Peter Dunn (Glen Innes,AUS)			16.9		28	34			62
▲	19	Ron Brown (Rosebud,AUS)			21.0	20.9	27	35			62
▲	21	Ken Lehmann (Darwin,AUS)			16.4	16.3	25	35			60
▼	22	Wally Davey (Forster Tuncurry,AUS)			18.8		27	32			59
▼	23	Joseph Kallivayalil (Cial,IND)			20.6		28	30			58
▲	23	Ray Rendell (Capel,AUS)			17.3		26	32			58
▲	25	Ed Hennekam (Ranfurlie,AUS)			26.6		23	30			53
▼	26	Storm Hooker (Wanderers,UK)			17.9		25	20			45
▼	27	Lindsay Brown (Rowes Bay,AUS)			17.3		25	19			44
▲	28	David Alberton (Southern,AUS)			21.7		19	24			43

▲	29	Niels Erik Clausen (N/A, DNK)			36.0						
---	----	-------------------------------	---	--	------	--	--	--	--	--	--

--	--	--	--	--	--	--	--	--	--	--	--



ACCORHOTELS
VIETNAM WORLD MASTERS
GOLF CHAMPIONSHIP

COLOUR COMPETITION

Round 1	Round 2	Round 3	Round 4	TEAMS	AVERAGE POINTS
1	1			RED TEAM	68.50
2	2			PURPLE TEAM	64.10
4	3			YELLOW TEAM	62.80
6	4			ORANGE	62.77
3	5			BLUE TEAM	62.74
5	6			GREEN TEAM	61.55