














MONDAY RESULTS



LADIES DIVISION 1 GROSS WINNER		STROKE	
WINNER	Dee Dee Ireland (Papago,USA)	90	
MENS 35-60 DIVISION 1 GROSS WINNER		STROKE	
WINNER	Greg Mosey (Federal,AUS)	82	C/b
	David Hass (Windaroo Lakes,AUS)	82	
MENS 61+ DIVISION 1 GROSS WINNER		STROKE	
WINNER	Neil Thatcher (Secret Harbour,AUS)	80	
LADIES DIVISION 1		STABLEFORD	
WINNER	Lee Mathieson (Keperra,AUS)	35	
RUNNER UP	Marissa Romano (Orchard,PHL)	33	C/b
GROSS	Dee Dee Ireland (Papago,USA)x	33	
LADIES DIVISION 2		STABLEFORD	
WINNER	Cheryll Pitman (Northland,NZ)	37	
RUNNER UP	Sharon Smith (Pymble,AUS)	32	
MENS 35-60 DIVISION 1		STABLEFORD	
WINNER	Damien Vumapathy (NSRCC,SGP)	37	
RUNNER UP	Anthony Farrelly (Waterford Valley,AUS)	36	
MENS 35-60 DIVISION 2		STABLEFORD	
WINNER	Joe Pitman (Northland,NZ)	40	
RUNNER UP	Dave Boorman (Pymble,AUS)	38	
MENS 61+ DIVISION 1		STABLEFORD	
WINNER	Terry Sowman (Nopera Bay,NZ)	41	
RUNNER UP	George Khouri (Southport,AUS)	35	C/b
	Richard Kowald (Katanning,AUS)	35	C/b
	Daniel Laws (Waterford Valley,AUS)	35	C/b
GROSS	Neil Thatcher (Secret Harbour,AUS)x	35	
MENS 61+ DIVISION 2		STABLEFORD	
WINNER	Ajit Singh (Cumberland,AUS)	41	
RUNNER UP	CC Chew (Royal Pahang,MYS)	37	
Nearest The Pin			
#2	Dianne Carlos (Gungahlin Lakes,AUS)	LADIES	
#8	Wendy Dawson (Katanning,AUS)	LADIES	
#11	Lee Mathieson (Keperra,AUS)	LADIES	
#16	Dee Dee Ireland (Papago,USA)	LADIES	
#2	Kim Squirrell (Darwin,AUS)	MEN	
#8	Dave Boorman (Pymble,AUS)	MEN	
#11	Maddy Nambiar (NSRCC,SGP)	MEN	
#16	Ken Lehmann (Darwin,AUS) HOLE IN ONE!!!!	MEN	



LADIES DIVISION 1

LEADERBOARD










LEADERBOARD						Mon Score		Tue Score		Thur Score		Fri Score		TOTAL		
Position		Name		Country	Starting Index	Adjusted Index	Stab	Stroke	Stab	Stroke	Stab	Stroke	Stab	Stroke	Stab	Stroke
■	1	Lee Mathieson (Keperra,AUS)			14.1	14.0	35	90	31	92	35				101	
👑	GROSS	Mardi Freeman (Western Australian,AUS)			12.1	12.0	33	89	35	85	32	91			100	265
▲	3	Dee Dee Ireland (Papago,USA)			13.2		29	98	33	89	33	90			95	277
▼	4	Marissa Romano (Orchard,PHL)			15.9		33	96	28	97	33				94	
▲	5	Sue Robertson (Muree,AUS)			13.0		30	96	30	92	30	96			90	284
■	6	Margie Brown (Rosebud,AUS)			19.5		31	106	32	98	26	105			89	309
▼	7	Angela Balayan (Orchard,PHL)			16.0		34	93	25	101	29	99			88	293
▲	8	Caz Boorman (Pymble,AUS)			18.1		23		28		32	97			83	
▼	9	Ella Wong (The Australian,AUS)			16.0		30		28		23				81	
■	9	Marilou Lehmann (Darwin,AUS)			18.7		29	101	23	107	29	101			81	309
■	11	Mandy Lee (Rosebud,AUS)			12.7		27		27	95	25	99			79	








■	12	Julie Dunn (Glen Innes,AUS)			19.4		25	111	25	106	25	111			75	328
▲	13	Susan Morrissey (Stonecutters Ridge,AUS)			11.2		33	89			31	92			64	



LADIES DIVISION 2

LEADERBOARD

LEADERBOARD						Mon Score	Tue Score	Thur Score	Fri Score	TOTAL
Position	Name		Country	Starting Index	Adjusted Index	Stab	Stab	Stab	Stab	Stab
■	1	Cheryll Pitman (Northland,NZ)		20.0	18.6	36	32	37		105
▲	2	Sharon Smith (Pymble,AUS)		32.9		30	32	32		94
▲	3	Da Nguyen (N/A,VN)		33.0	30.9	30	39	24		93
▲	4	Lois Weldon (Rosebud,AUS)		22.7		33	29	24		86
▲	5	Marian Carmichael (Centenary Park,AUS)		27.2		32	32	21		85
▲	5	Dianne Carlos (Gungahlin Lakes,AUS)		20.1		30	30	25		85
▼	7	Lynley Sowman (Nopera Bay,NZ)		31.0		34	26	19		79
▼	7	Helen Taylor (Rosebud,AUS)		24.3		34	26	19		79
▼	9	Josie Squirrell (Darwin,AUS)		27.9	27.8	36	25	15		76















▲	9	Suzie Malligan (Caboolture,AUS)			23.3		29	25	22		76
▲	11	Deb Bell (Kalbarri,AUS)			30.0		24	21	29		74
■	12	Jane Shiels (Thirsk & Northallerton,UK)			23.0		24	31	17		72
▼	13	Christine Jensen (Darwin,AUS)			31.9		29	28	14		71
■	14	Wendy Dawson (Katanning,AUS)			21.5		22	19	14		55



MENS 35-60 DIVISION 1

LEADERBOARD










LEADERBOARD						Mon Score		Tue Score		Thur Score		Fri Score		TOTAL	
Position	Name		Country	Starting Index	Adjusted Index	Stab	Stroke	Stab	Stroke	Stab	Stroke	Stab	Stroke	Stab	Stroke
■	1	Darryl Gumm (Black Mountain,THAI)		11.0	9.2	38	84	36	83	35	85			109	252
▲	2	Belly Bell (Kalbarri,AUS)		7.2	7.0	33	87	36	82	34	83			103	252
▲	3	Damien Vumapathy (NSRCC,SGP)		11.5		30	92	35	84	37	86			102	262
👑	GROSS	David Hass (Windaroo Lakes,AUS)		4.5	4.4	32	81	38	74	31	82			101	237
▲	5	Neil Brown (Stonecutters Ridge,AUS)		10.4	10.3	28	93	37	82	34	86			99	261
▼	6	Craig Morrison (Northland,NZ)		6.2	6.1	36	82	34	82	28	87			98	251
▼	7	Greg Mosey (Federal,AUS)		3.2	3.1	30	83	35	76	30	82			95	241
▲	8	Bruce Lee Steere (Melville Glades,AUS)		4.2		32	81	33	79	28	85			93	245
■	9	Eric Adams (Northland,NZ)		9.3		28	93	33	86	31	89			92	268
▲	9	Anthony Farrelly (Waterford Valley,AUS)		10.4	10.3	27		29	91	36	85			92	
▲	11	Andrew Rowley-Bates (Black Mtn,AUS)		10.1	10.0	27		36	84	28				91	











▲	12	Sam Bell (NZ Golf,NZ)			9.9	9.8	25	95	37	83	27	92			89	270
▲	13	Ajit Tete (BSF,IND)			12.0	11.9	25	89	36	87	26				87	
▼	14	Kim Squirrell (Darwin,AUS)			9.5	9.4	29	91	37	81	18				84	
■	14	Chris Bell (The Sands,AUS)			10.5		25	97	34	88	25	95			84	280
▲	16	Ross Lee (Rosebud,AUS)			5.3		22	93	30	84	29	85			81	262
▲	17	Neil Thacker (Waipu,NZ)			11.6		21	100	30		29	93			80	
▼	18	Andy Starr (Northland,NZ)			10.6		28	99	22	100	27	93			77	292



MENS 35-60 DIVISION 2

LEADERBOARD












LEADERBOARD						Mon Score	Tue Score	Thur Score	Fri Score	TOTAL
Position	Name		Country	Starting Index	Adjusted Index	Stab	Stab	Stab	Stab	Stab
▲	1	Dave Boorman (Pymble,AUS)		13.1	10.0	33	44	38		115
■	2	Vu Le (N/A,VN)		34.0	24.0	41	37	36		114
■	3	Trev Baird (El Cabello,AUS)		19.9	17.0	40	39	31		110
▼	4	Wayne Robertson (Muree,AUS)		17.2	14.7	42	43	24		109
■	4	Wookie Wilkinson (Hartfield,AUS)		15.8	13.3	38	40	31		109
▲	6	Brett Mathieson (Keperra,AUS)		16.6	14.8	33	38	36		107
▼	7	Mike Kendall (Sanctuary Cove,AUS)		17.8	16.9	34	39	32		105
▲	8	Joe Pitman (Northland,NZ)		18.0	17.4	32	32	40		104
▼	9	Peter Nelson (West Aviat,AUS)		12.9		34	37	31		102

▲	9	Maddy Nambiar (NSRCC,SGP)		16.3		23	43	36		102
▼	11	Peter Tan (NSRCC,SGP)		16.9	16.8	37	26	33		96
▲	12	Paul Sullivan (Northland,NZ)		13.0	12.9	27	38	29		94
▼	13	Penno Pengilly (Lake Kununurra,AUS)		12.7	12.6	31	35	27		93
■	13	Craig Smith (Pymble,AUS)		12.8	12.7	27	36	30		93
▼	15	Mike Clarkson (Manly,AUS)		14.9		34	31	24		89
▲	16	Greg Pitman (Northland,NZ)		15.0		21	34	28		83
▼	17	John Thompson (The Sands,AUS)		14.9		27	34	21		82
■	17	Elvis Balayan (Orchard,PHL)		18.0		21	30	31		82
■	19	Stephen Whitehead (Northland,NZ)		18.0		19	24			43



MENS 61+ DIVISION 1

LEADERBOARD

LEADERBOARD						Mon Score		Tue Score		Thur Score		Fri Score		TOTAL	
Position	Name	Country	Starting Index	Adjusted Index	Stab	Stroke	Stab	Stroke	Stab	Stroke	Stab	Stroke	Stab	Stroke	
▲	1	Daniel Laws (Waterford Valley,AUS)		15.4	11.9	35	91	41	83	35					111
👑	GROSS	Tony Petersen (Royal Fremantle,AUS)		9.0	7.1	36	83	42	75	32	85			110	243
▼	3	JP Cuvelier (Blue Canyon,THAI)		14.1	11.6	38	88	37	85	34	87			109	260
▲	4	Chris Elliott (Hartfield,AUS)		14.9	13.1	35	91	43	81	29	92			107	264
▲	5	Terry Sowman (Nopera Bay,NZ)		15.0	13.8	32	94	33		41	84			106	
▲	6	George Khouri (Southport,AUS)		11.8	11.1	33	89	37	83	35	87			105	259
👑	GROSS	Ross Kneebone (Northland,NZ)		7.1	6.6	36	81	37	78	31	84			104	243
▼	8	Brett Whitaker (Paiute,USA)		12.1		33	89	34	87	34				101	
▼	9	Darren Hornby (Castle Hill,AUS)		15.1		33	92	34		33				100	
▲	9	Richard Kowald (Katanning,AUS)		12.9	12.8	32	95	33	90	35	86			100	271
▼	11	Kuwalkii To (The Hong Kong,HKG)		14.8	14.7	37	88	34	89	28				99	















▼	12	Terry Theakstone (Newcastle,AUS)			15.5	15.4	32	94	39	87	27				98	
▲	12	Neil Thatcher (Secret Harbour,AUS)			5.1	5.0	29	86	34	79	35	80			98	245
▲	14	Asta Mendis (Melville Glades,AUS)			6.5	6.4	27		36		34	81			97	
▲	15	Mark Van Rijn (Rosebud,AUS)			13.5	13.4	23	103	40	82	31				94	
▲	16	Bill Duthie (Anahita, MAUR)			7.1		28	88	34	81	31	85			93	254
▲	17	Terry Tolchard (Capel,AUS)			8.2	8.1	25		37	79	30				92	
▲	17	Joe Kirby (Drouin,AUS)			11.4	11.3	22	99	37	84	33	88			92	271
▼	19	Al Brown (Horizons,AUS)			11.0		30	91	27	91	31	89			88	271
▼	20	Peter Gibbons (Grafton,AUS)			14.3		33		28		26				87	
▼	21	Mike Thompson (Darwin,AUS)			12.1	12.0	27	109	40	81	18				85	
▼	22	Sarge Robinson (Caboolture,AUS)			12.8		31		24		27				82	
▼	23	Robert Ireland (Grayhawk,USA)			7.2		27	92	24	93	25	92			76	277
▼	24	Martin Morrissey (Stonecutters Ridge,AUS)			7.9		30				26	88			56	

























ACCORHOTELS
VIETNAM WORLD MASTERS
GOLF CHAMPIONSHIP

MENS 61+ DIVISION 2

LEADERBOARD

LEADERBOARD						Mon Score	Tue Score	Thur Score	Fri Score	TOTAL
Position	Name		Country	Starting Index	Adjusted Index	Stab	Stab	Stab	Stab	Stab
■	1	Craig Roberts (Western Australian,AUS)			29.4	23.7	42	35	36	113
▲	2	CC Chew (Royal Pahang,MYS)			16.3	12.4	35	40	37	112
▲	3	Robert Johnston (New South Wales,AUS)			16.5	14.0	34	44	31	109
▲	3	Ajit Singh (Cumberland,AUS)			21.5	18.1	31	37	41	109
▼	5	Victor Danko (Manly,AUS)			16.1	13.9	42	35	31	108
▼	6	Alan Crawford (Gardiners Run,AUS)			24.3	21.5	35	44	28	107
▼	7	Ernst Huber (Orchid,SGP)			17.6	16.7	37	34	34	105

▲	8	Graeme Smith (Grafton,AUS)			18.4	18.1	30	41	32		103
▲	8	Dennis Lanigan (Ranfurlie,AUS)			19.1	18.8	27	42	34		103
▲	10	Arcot Arvind (Karnataka GA,IND)			21.0	20.5	32	47	22		101
▼	10	Derek Shiels (Thirsk & Northallerton,UK)			18.4	18.3	38	33	30		101
▼	10	Michael Richardson (SGA,AUS)			22.1	22.0	34	37	30		101
▲	10	Greg Thorpe (The Grange,AUS)			19.2	19.1	28	37	36		101
▼	14	John Jenkins (Katanning,AUS)			24.4	24.3	34	39	25		98
▲	15	Ken Lehmann (Darwin,AUS)			16.4	16.3	25	35	36		96
▼	16	Terry Mischefski (Waihi,NZ)			16.0		31	34	30		95
▼	17	Bruce Freeman (Western Australian,AUS)			16.1		33	31	30		94
▼	18	Glenn Carlos (Gungahlin Lakes,AUS)			23.6	23.5	30	36	26		92

▼	19	Peter Dunn (Glen Innes,AUS)			16.9		28	34	27		89
▲	20	Wally Davey (Forster Tuncurry,AUS)			18.8		27	32	27		86
▼	21	Joseph Kallivayalil (Cial,IND)			20.6		28	30	27		85
▼	22	Vic Romano III (The Orchard,PHL)			20.0		31	32	21		84
▼	23	Geoff Stephenson (Concord,AUS)			29.8		33	30	18		81
▲	24	Lindsay Brown (Rowes Bay,AUS)			17.3		25	19	31		75
▼	25	Ron Brown (Rosebud,AUS)			21.0	20.9	27	35	12		74
▲	26	Ed Hennekam (Ranfurlie,AUS)			26.6		23	30	16		69
▼	27	Storm Hooker (Wanderers,UK)			17.9		25	20	20		65
▲	28	David Alberton (Southern,AUS)			21.7		19	24	20		63
▼	29	Ray Rendell (Capel,AUS)			17.3		26	32			58



ACCORHOTELS
VIETNAM WORLD MASTERS
GOLF CHAMPIONSHIP

COLOUR COMPETITION

Round 1	Round 2	Round 3	Round 4	TEAMS	AVERAGE POINTS
1	1	1		RED TEAM	97.67
2	2	2		PURPLE TEAM	94.60
6	4	3		ORANGE	93.24
3	5	4		BLUE TEAM	92.42
4	3	5		YELLOW TEAM	92.03
5	6	6		GREEN TEAM	88.98